

Year 2 Home Learning

A child in KS1 should spend an average of between **10 - 20** minutes **a day** on their homework.

Reading

Regular reading of a school book from our Little Wandle scheme (at least 4 - 5 times per week). This should include sharing the book, discussing the content as well as listening to the developing fluency of your child. Please record all reading on Boom Reader.



Spelling

Spelling practice of High Frequency and Common Exception words. These will be tested at the end of each half term.



Number Facts

Practising of number facts: number bonds to 10, 20 and 100. 2x, 5x, 10x tables and related division facts plus counting in 3s, through a variety of games and/or online activities. These will be assessed every half term. Please see ideas below of how to practise them.



Optional additional homework

This will be related to subjects across curriculum areas will be given each term. See the grid below for this term's ideas.



Reading Question Stems

	Year 1	Year 2	Year 3
Vocabulary	<ul style="list-style-type: none"> What does the word mean in this sentence? Find and copy a word which means? Which word in do you think is the most important? Why? Which of the words best describes the character or setting? Which word in this part do you think is the most important? Why do you think they repeat this word in the story? 	<ul style="list-style-type: none"> Can you find a noun/adjective/verb that tells/shows you that...? Why do you think that the author used the word... to describe...? Which other word on this page means the same as...? Find an adjective in the text which describes... Which word do you think is most important in this section? Why? Which word best describes...? 	<ul style="list-style-type: none"> What does this word/phrase/sentence tell you about the character/setting/mood? Can you find this word in the dictionary? By writing in this way, what effect has the author created? What other words/phrases could the author have used here? How has the author made you feel by writing...? Which word tells you that...? Find and highlight the word that is closest in meaning to...?
Inference	<ul style="list-style-type: none"> What do you think.....means? Why do you think that? How do you think. ...? When do you think. ...? Where do you think. ? How does make you feel? Why did happen? 	<ul style="list-style-type: none"> What do you think.... means? Why do you think that? Why do you think...? How do you think....? When do you think...? Where do you think...? How has the author made us think that...? 	<ul style="list-style-type: none"> What do you think.... means? Why do you think that? Why do you think...? How do you think....? Can you explain why....? What do these words mean and why do you think that the author chose them? Find and copy a group of words which show...? How does the description of ... show that they are...? Who is telling the story? Why has the character done this at this time?
Prediction	<ul style="list-style-type: none"> Looking at the cover and the title, what do you think this book is about? Where do you think.....will go next? What do you think... will say / do next? What do you think this book will be about? Why? How do you think that this will end? Who do you think has done it? What might.....say about that? Can you draw what might happen next? 	<ul style="list-style-type: none"> Where do you think.... will go next? What do you think... will say/do next? What do you think this book will be about? Why? How do you think that this will end? What makes you say that? Who do you think has done it? What might.... say about that? How does the choice of character affect what will happen next? 	<ul style="list-style-type: none"> Can you think of another story with a similar theme? Which stories have openings like this? Do you think that this story will develop the same way? Why did the author choose this setting? Will that influence the story? What happened before this and what do you think will happen after? Do you think the setting will have an impact on plot moving forward?

Explain	<ul style="list-style-type: none"> • Is there anything you would change about this story? • What do you like about this text? • Who is your favourite character? Why? 	<ul style="list-style-type: none"> • What is similar/different about two characters? • Explain why... did that.. • Is this as good as...? • Which is better and why? • Does the picture help us? How? • What would you do if you were...? • Would you like to live in this setting? Why? • Is there anything you would change about this story? • Do you agree with the author's...? Why? 	<ul style="list-style-type: none"> • What is similar/different about two characters? • Explain why... did that. • Describe different characters' reactions to the same event. • Is this as good as...? • Which is better and why? • Why do you think they chose to order the text in this way? • What is the purpose of this text and who do you think it was written for? • What is the author's viewpoint? How do you know? • How are these two sections in the text linked?
Retrieval	<ul style="list-style-type: none"> • Who is your favourite character? • Why do you think all the main characters are ... in this book? • Would you like to live in this setting? Why/why not? • Who is/are the main character(s)? • When/where is this story set? • Which is your favourite/worst/ funniest/scariest part of the story? • Is this a fiction or a non-fiction book? How do you know? 	<ul style="list-style-type: none"> • Who is/are the main character(s)? • When/where is this story set? How do you know? • Which is your favourite/worst/funniest/ scariest part of the story? Why? • Tell me three facts you have learned from the text. • Find the part where... • What type of text is this? • What happened to ... in the end of the story? 	<ul style="list-style-type: none"> • Who are the characters in this text? • When / where is this story set? How do you know? • Which part of the story best describes the setting? • What do you think is happening here? • What might this mean? • How might I find the information quickly? • What can I use to help me navigate this book? • How would you describe the story? • Whose perspective is the story told from?
Sequence/Summarise	<ul style="list-style-type: none"> • What happens in the beginning of the story? • Can you number these events in the story? • How/where does the story start? • What happened at the end of the....? • Can you retell the story to me in 20 words or less? • What happened before that? • Can you sequence the key moments in this story? 	<ul style="list-style-type: none"> • What happens in the story's opening? • How/where does the story start? • What happened at the end of the...? • • What is the dilemma in this story? • How is it resolved? • Can you retell the story to me in 20 words or less? • Can you summarise in 3 sentences the beginning, middle and end of this story? 	<ul style="list-style-type: none"> • What is the main point in this paragraph? • Sum up what has happened so far in X words or less. • Which is the most important point in these paragraphs? • Do any sections/paragraphs deal with the same themes? • Have you noticed any similarities between this text and any others you have read? • What do I need to jot down to remember what I have read?

Year 1 & Year 2 Common Exception Words

Aa	Cc	Ee	Gg	Kk	Nn	Pp	Ss	Vv
a	child	even	go	kind	no	parents	said	
after	children	every	gold			pass	says	Ww
again	Christmas	everybody	grass	Ll	Oo	past	school	was
any	class	eye	great	last	of	path	she	water
are	climb			love	old	people	should	we
ask	clothes	Ff	Hh		once	plant	so	were
	cold	fast	half	Mm	one	poor	some	where
Bb	come	father	has	many	only	pretty	steak	who
bath	could	find	he	me	our	prove	sugar	whole
be		floor	here	mind		pull	sure	wild
beautiful	Dd	friend	his	money		push		would
because	do	full	hold	most		put	Tt	
behind	door		hour	move			the	Yu
both			house	Mr		Qq	there	you
break				Mrs			they	your
busy			li	my		Rr	to	
by			l				today	
			improve				told	
			is					

Focus Common Exception Words

Summer 1

could
child
hold
old
told
last
improve
plant
behind
door
eye

find
gold
kind
mind
move
path
prove
wild

Summer 2

could
old
told
eye
prove
should
people
only
again
sure
great

because
money
both
who
clothes
everybody
Mr
Mrs
steak
sugar

First 100 High Frequency Words

100 High Frequency Words

the
and
a
to
said
in
he
I
of
it
was
you
they
on
she
is
for
at

his
but
that
with
all
we
can
are
up
had
my
her
what
there
out
this
have
went

be
like
some
so
not
then
were
go
little
as
no
mum
one
them









do
me
down
dad
big
when
it's
see
looked
very
look
don't
come
will

into
back
from
children
him
Mr
get
just
now
came
oh
about
got
their
people
your
put
could




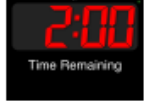




house
old
too
by
day
made
time
I'm
if
help
Mrs
called
here
off
asked
saw
make
an



SPELLING MENU

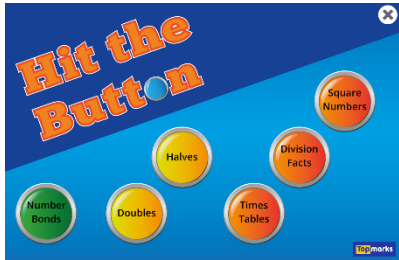
<p>1. ABC Order</p>  <p>Write all of your spelling words in alphabetical (ABC) order.</p>	<p>2. Word Parts</p> <p>Write your words. Then use a coloured pencil to divide the words into syllables. e.g. jumping caterpillar</p>	<p>3. Other Handed</p> <p>Write each word 5 times, switching the hand you write it with each time. Say the word as you spell it.</p>	<p>4. Vowel Spotlight</p> <p>Write your words using one colour for the vowels and another colour for the consonants. (vowels: a, e, i, o, u)</p>
<p>5. Use Technology</p> <p>Type out your spelling words on the computer. Try to use at least 4 different fonts.</p> 	<p>6. Pyramid Words</p> <p>s sp spe spel spell spelli spelling spelling</p> <p>(or make them boat shaped, star, smiley face, etc.)</p>	<p>7. "Ransom" Words</p> <p>"Write" your words by cutting letters out of a newspaper or magazine and gluing the letters on a piece of paper to spell your words.</p> 	<p>8. Rainbow Words</p> <p>Write your spelling words with coloured pencils. Make each letter a different colour.</p> 
<p>9. Scrambled Words</p> <p>Write your words. Then write them again with the letters mixed up. Can you unscramble them again the next day? e.g. watch - cwhta</p>	<p>10. Silly Sentences</p> <p>Write 3 or more sentences that use all your spelling words.</p> 	<p>11. Prefixes and Suffixes</p> <p>Underline the prefixes and suffixes in the words you are learning. Make sure you know what they mean. e.g. <u>important</u> happiness</p>	<p>12. Word Search</p> <p>Create your own word search with your spellings. Show the answers to your puzzle in a different colour.</p> 
<p>13. Flashcards</p> <p>Make and practice with flashcards. Put the word on one side and definition (meaning) on the other.</p> 	<p>14. Picture & a Story</p> <p>Draw a picture defining each word. Write a sentence about your picture using the word.</p>	<p>15. Words without Vowels</p> <p>Write all of your words replacing vowels with a line. Go back and see if you can fill in the vowels. e.g. q--st--n = question</p>	<p>16. Train Words</p> <p>Write the entire list end-to-end as one long word. Write each new word in a different colour. e.g. trainbackstop</p>
<p>17. Write a Story, Poem or Song with Words</p> <p>Write a story using all your spelling words. Underline the words you used.</p>	<p>18. Bubble Letters</p> <p>Write your spelling words out in bubble writing.</p> 	<p>19. Words Within Words</p> <p>Write each spelling word and then write at least 2 words made from that word. e.g. catch - cat, hat</p>	<p>20. Picture words</p> <p>Draw a picture and hide your spelling words in the picture.</p>

SPELLING MENU

<p>21. Question/Answers</p> <p>Write questions with half of your spelling words. Then use the other half to answer the questions. Underline the words you used.</p> 	<p>22. Riddles</p> <p>Write a riddle for each of your words. Don't forget to answer them. e.g. I am grey. I have a trunk and big ears. Answer: elephant.</p> 	<p>23. Crossword Puzzle</p> <p>Make a crossword puzzle with your spelling. Show the answers to your puzzle.</p> 	<p>24. Rhyming Words</p> <p>Write your spelling words out with a rhyming word next to them. Remember that words do not need to have the same spelling pattern to rhyme. e.g. men and again</p>
<p>25. Homophones</p> <p>Can you find any homophones which go with your spelling words? What do they mean? e.g. wear and where, to, too and two their, there and they're</p>	<p>26. Writing Race</p> <p>Set a timer for 2 minutes. See how many times you can write each word perfectly during that time.</p> 	<p>27. Code Words</p> <p>Come up with a code for each letter of the alphabet and then write each word in code. e.g. a = a b = ♦ c = ♣</p>	<p>28. Word Classes</p> <p>Sort your spelling words into word classes - nouns, verbs, adjectives etc. Be careful - some words can be used in more than one category e.g. swimming.</p>
<p>29. Synonyms</p> <p>Find at least 2 synonyms for each of your spelling words.</p> 	<p>30. Antonyms</p> <p>Find an antonym (opposite) for each of your spelling words.</p> 	<p>31. Joker</p> <p>Write jokes containing each of your spelling words.</p> 	<p>32. Backwards Words</p> <p>Write your spelling words forwards and then backwards. Remember to write neatly!</p> <p>BAKWRARS</p>
<p>33. X Words</p> <p>Write 2 words with one letter in common so that they cross over each other. e.g. b r cheese a d</p>	<p>34. Acrostic Poem</p> <p>Write an acrostic poem for your spelling words. See if you can stick to a theme when writing. e.g. sun Sun shines brightly Up in the sky Nice and warm on my face</p>	<p>35. Scrabble</p> <p>In a game of Scrabble, each letter is worth a certain number of points. Write your words and then add the total of the letters. Which of your spelling words has the highest total value?</p> 	

Ideas to support the learning of Number Facts

Hit the Button online game




Learn a Number Bonds song from YouTube Kids



Play Number Bonds Bingo!



Find the patterns in number bonds and times tables



Practise on long and short car journeys



Write them down as quickly as you can!



BBC Bitesize Number Bonds



BBC - Numberblocks



Other good websites include:

Purple Mash - <https://www.purplemash.com/login/#/portal/standrewssg10/child>

Top Marks - <https://www.topmarks.co.uk/>

BBC Bitesize - <https://www.bbc.co.uk/bitesize>

Maths Train - <https://www.topmarks.co.uk/maths-games/mental-maths-train>



Summer Year 2 Homework Grid – Some fun learning activities you could try at home.

PE


Sports day is nearly here so have a go at creating your own mini Olympics for you and your family to enjoy.



Art

Last term we explored mixing colours and creating textures using paint and collage.

Can you add to these skills by creating your own printing templates using fruit and vegetables.



History

How many different types of transport can you think of?

Create a fact sheet.



Science

We will be looking at plants this term. Have a go at planting your own seeds. Can you keep a diary of how your plant is growing?

Grow your own



RE and Collective Worship

Our value this term is 'Dignity'



Create a poster to show how we can show dignity to others and ourselves to ensure every person feels respected and valued.

Geography

Think about a place you have travelled on holiday. Now compare with Much Hadham. What is the same? What is different?



Music

Have a go at composing some music using resources at home to make a variety of musical instruments.

Put on a performance for your family.



Computing

Practise logging onto purple mash and have a play around with some of the games

