

Year 1 Home Learning

A child in KS1 should spend an average of between 10 - 20 minutes a day on their homework.

Reading

Regular reading of a school book from our Little Wandle scheme (at least 4 - 5 times per week). This should include sharing the book, discussing the content as well as listening to the developing fluency of your child. Please record all reading on Boom Reader.



Spelling

Spelling practice of High Frequency and Common Exception words. These will be tested at the end of each half term.



Number Facts

Practising of number facts: number bonds to 10 and 20 and counting in 2, 5 and 10s, through a variety of games and/or online activities. These will be assessed every half term. Please see ideas below of how to practise them.



Optional additional homework

This will be related to subjects across curriculum areas will be given each term. See the grid below for this term's ideas.



Reading Question Stems

	EYFS	Year 1	Year 2
Vocabulary	<p>Which words tell us what..... looks like?</p> <p>What does this word mean?</p> <p>Can you think of any words we could use to describe.....?</p>	<ul style="list-style-type: none"> • What does the word mean in this sentence? • Find and copy a word which means? • Which word in do you think is the most important? Why? • Which of the words best describes the character or setting? • Which word in this part do you think is the most important? • Why do you think they repeat this word in the story? 	<ul style="list-style-type: none"> • Can you find a noun/adjective/verb that tells/shows you that...? • Why do you think that the author used the word... to describe...? • Which other word on this page means the same as...? • Find an adjective in the text which describes... • Which word do you think is most important in this section? Why? • Which word best describes...?
Inference	<p>What is feeling?</p> <p>Why do they feel like that?</p> <p>Why did they do/say that?</p> <p>Can you tell me why that happened?</p>	<ul style="list-style-type: none"> • What do you think.....means? • Why do you think that? • How do you think. ...? • When do you think. ...? • Where do you think. ? • How does make you feel? • Why did happen? 	<ul style="list-style-type: none"> • What do you think.... means? • Why do you think that? • Why do you think...? • How do you think....? • When do you think...? • Where do you think...? • How has the author made us think that...?
Prediction	<p>What do you think the book will be about?</p> <p>What do you think will happen next? Why?</p> <p>What do you think will say?</p>	<ul style="list-style-type: none"> • Looking at the cover and the title, what do you think this book is about? • Where do you think.....will go next? • What do you think... will say / do next? • What do you think this book will be about? Why? • How do you think that this will end? • Who do you think has done it? • What might.....say about that? • Can you draw what might happen next? 	<ul style="list-style-type: none"> • Where do you think.... will go next? • What do you think... will say/do next? • What do you think this book will be about? Why? • How do you think that this will end? What makes you say that? • Who do you think has done it? • What might.... say about that? • How does the choice of character affect what will happen next?

Explain	<p>Who is your favourite character? Why?</p> <p>Would you like to live in ? Why?</p> <p>What do you like/not like about the story? Why?</p>	<ul style="list-style-type: none"> • Is there anything you would change about this story? • What do you like about this text? • Who is your favourite character? Why? 	<ul style="list-style-type: none"> • What is similar/different about two characters? • Explain why... did that.. • Is this as good as...? • Which is better and why? • Does the picture help us? How? • What would you do if you were...? • Would you like to live in this setting? Why? • Is there anything you would change about this story? • Do you agree with the author's...? Why?
Retrieval	<p>Who did....?</p> <p>Where did...?</p> <p>When did...?</p> <p>What happened when...? Why?</p>	<ul style="list-style-type: none"> • Who is your favourite character? • Why do you think all the main characters are ... in this book? • Would you like to live in this setting? Why/why not? • Who is/are the main character(s)? • When/where is this story set? • Which is your favourite/worst/ funniest/scariest part of the story? • Is this a fiction or a non-fiction book? How do you know? 	<ul style="list-style-type: none"> • Who is/are the main character(s)? • When/where is this story set? How do you know? • Which is your favourite/worst/funniest/ scariest part of the story? Why? • Tell me three facts you have learned from the text. • Find the part where... • What type of text is this? • What happened to ... in the end of the story?
Sequence/Summarise	<p>What was the first thing that happened?</p> <p>How did the story end?</p> <p>What happened after.....?</p>	<ul style="list-style-type: none"> • What happens in the beginning of the story? • Can you number these events in the story? • How/where does the story start? • What happened at the end of the....? • Can you retell the story to me in 20 words or less? • What happened before that? • Can you sequence the key moments in this story? 	<ul style="list-style-type: none"> • What happens in the story's opening? • How/where does the story start? • What happened at the end of the...? • • What is the dilemma in this story? • How is it resolved? • Can you retell the story to me in 20 words or less? • Can you summarise in 3 sentences the beginning, middle and end of this story?

Year 1 Common Exception Words



Year 1 Common Exception Words

the
a
do
to
today
of
said
says
are
were
was

is
his
has
I
you
your
they
be
he
me
she
we

no
go
so
by
my
here
there
where
love
come
some

one
once
ask
friend
school
put
push
pull
full
house
our



First 100 High Frequency Words

100 High Frequency Words

the
and
a
to
said
in
he
I
of
it
was
you
they
on
she
is
for
at

his
but
that
with
all
we
can
are
up
had
my
her
what
there
out
this
have
went

be
like
some
so
not
then
were
go
little
as
no
mum
one
them









do
me
down
dad
big
when
it's
see
looked
very
look
don't
come
will

into
back
from
children
him
Mr
get
just
now
came
oh
about
got
their
people
your
put
could









house
old
too
by
day
made
time
I'm
if
help
Mrs
called
here
off
asked
saw
make
an



SPELLING MENU

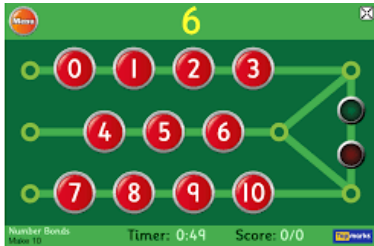
<p>1. ABC Order</p>  <p>Write all of your spelling words in alphabetical (ABC) order.</p>	<p>2. Word Parts</p> <p>Write your words. Then use a coloured pencil to divide the words into syllables. e.g. jumping caterpillar</p>	<p>3. Other Handed</p> <p>Write each word 5 times, switching the hand you write it with each time. Say the word as you spell it.</p>	<p>4. Vowel Spotlight</p> <p>Write your words using one colour for the vowels and another colour for the consonants. (vowels: a, e, i, o, u)</p>
<p>5. Use Technology</p> <p>Type out your spelling words on the computer. Try to use at least 4 different fonts.</p> 	<p>6. Pyramid Words</p> <p>s sp spe spel spell spelli spelling spelling</p> <p>(or make them boat shaped, star, smiley face, etc.)</p>	<p>7. "Ransom" Words</p> <p>"Write" your words by cutting letters out of a newspaper or magazine and gluing the letters on a piece of paper to spell your words.</p> 	<p>8. Rainbow Words</p> <p>Write your spelling words with coloured pencils. Make each letter a different colour.</p> 
<p>9. Scrambled Words</p> <p>Write your words. Then write them again with the letters mixed up. Can you unscramble them again the next day? e.g. watch - cwhta</p>	<p>10. Silly Sentences</p> <p>Write 3 or more sentences that use all your spelling words.</p> 	<p>11. Prefixes and Suffixes</p> <p>Underline the prefixes and suffixes in the words you are learning. Make sure you know what they mean. e.g. <u>important</u> happ<u>iness</u></p>	<p>12. Word Search</p> <p>Create your own word search with your spellings. Show the answers to your puzzle in a different colour.</p> 
<p>13. Flashcards</p> <p>Make and practice with flashcards. Put the word on one side and definition (meaning) on the other.</p> 	<p>14. Picture & a Story</p> <p>Draw a picture defining each word. Write a sentence about your picture using the word.</p>	<p>15. Words without Vowels</p> <p>Write all of your words replacing vowels with a line. Go back and see if you can fill in the vowels. e.g. q--st--n = question</p>	<p>16. Train Words</p> <p>Write the entire list end-to-end as one long word. Write each new word in a different colour. e.g. trainbackstop</p>
<p>17. Write a Story, Poem or Song with Words</p> <p>Write a story using all your spelling words. Underline the words you used.</p>	<p>18. Bubble Letters</p> <p>Write your spelling words out in bubble writing.</p> 	<p>19. Words Within Words</p> <p>Write each spelling word and then write at least 2 words made from that word. e.g. catch - cat, hat</p>	<p>20. Picture words</p> <p>Draw a picture and hide your spelling words in the picture.</p>

SPELLING MENU

<p>21. Question/Answers</p> <p>Write questions with half of your spelling words. Then use the other half to answer the questions. Underline the words you used.</p> 	<p>22. Riddles</p> <p>Write a riddle for each of your words. Don't forget to answer them. e.g. I am grey. I have a trunk and big ears. Answer: elephant.</p> 	<p>23. Crossword Puzzle</p> <p>Make a crossword puzzle with your spelling. Show the answers to your puzzle.</p> 	<p>24. Rhyming Words</p> <p>Write your spelling words out with a rhyming word next to them. Remember that words do not need to have the same spelling pattern to rhyme. e.g. men and again</p>
<p>25. Homophones</p> <p>Can you find any homophones which go with your spelling words? What do they mean? e.g. wear and where, to, too and two their, there and they're</p>	<p>26. Writing Race</p> <p>Set a timer for 2 minutes. See how many times you can write each word perfectly during that time.</p> 	<p>27. Code Words</p> <p>Come up with a code for each letter of the alphabet and then write each word in code. e.g. a = a b = ♦ c = ◆</p>	<p>28 Word Classes</p> <p>Sort your spelling words into word classes - nouns, verbs, adjectives etc. Be careful - some words can be used in more than one category e.g. swimming.</p>
<p>29. Synonyms</p> <p>Find at least 2 synonyms for each of your spelling words.</p> 	<p>30. Antonyms</p> <p>Find an antonym (opposite) for each of your spelling words.</p> 	<p>31. Joker</p> <p>Write jokes containing each of your spelling words.</p> 	<p>32. Backwards Words</p> <p>Write your spelling words forwards and then backwards. Remember to write neatly!</p> <p>SRWAKRAB</p>
<p>33. X Words</p> <p>Write 2 words with one letter in common so that they cross over each other. e.g. b r cheese a d</p>	<p>34. Acrostic Poem</p> <p>Write an acrostic poem for your spelling words. See if you can stick to a theme when writing. e.g. sun Sun shines brightly Up in the sky Nice and warm on my face</p>	<p>35. Scrabble</p> <p>In a game of Scrabble, each letter is worth a certain number of points. Write your words and then add the total of the letters. Which of your spelling words has the highest total value?</p> 	

Ideas to support the learning of Number Facts

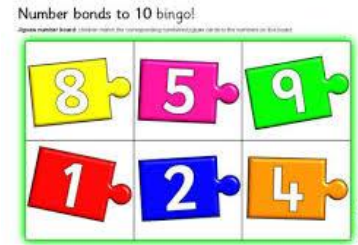
Hit the Button online game




Learn a Number Bonds song from YouTube Kids



Play Number Bonds Bingo!



Find the patterns in number bonds and times tables




Practise on long and short car journeys



Write them down as quickly as you can!



BBC Bitesize Number Bond online page



Numberblocks 'Ten Again' Episode



Other good websites include:

Purple Mash - <https://www.purplemash.com/login/#/portal/standrewssg10/child>

Top Marks - <https://www.topmarks.co.uk/>


BBC Bitesize - <https://www.bbc.co.uk/bitesize>

Numberblocks - <https://www.bbc.co.uk/iplayer/episodes/b08bzfnh/numberblocks>

Autumn Year 1 Homework Grid – Some fun learning activities you could try at home.

PE

Pick a sport from the Paris Olympics and create a fact page all about that sport. How do you play it? Is it an individual or team sport?



Autumn 1 Art

We are learning about primary and secondary colours this term. Can you design and colour or paint a picture using as many different colours as you can?



Autumn 1 History

We are looking back in time this term. Talk to your parents, careers, grandparents, aunts, uncles about toys they used to play with. Compare these to the toys you play with. Are any of them the same? How are they different?



Autumn 1 Science

We are looking at materials in science. Pick five objects and describe the material it's made from. Is it soft or hard? Rough or smooth? Rigid or flexible? Can you compare your objects?



RE and Collective Worship

Our School Value this term is Generosity. Make a 'Kindness Jar' and record all the kind and generous things you do or receive from other people.



Autumn 2 Geography

Next half term we are looking at the weather in the UK. Make a weather diary for one week. How does the weather change over the week? What season is it?



Autumn 2 DT

Next half term we are looking at structures of a Windmill. Can you use the techniques learnt to make a model of something else?



Autumn 1 Computing

We are looking at online safety this term. Create a poster to promote all the ways we need to remember to stay safe online.

